



**COMMUNITY AND ECONOMIC DEVELOPMENT COMMITTEE
REGULAR MEETING
WEDNESDAY, MAY 4, 2022 - 4:00 P.M.
SECOND FLOOR (CMO) CONFERENCE ROOM
910 S. FRIENDSWOOD DRIVE, FRIENDSWOOD, TEXAS**

AGENDA

- 1. CALL TO ORDER**
- 2. PUBLIC COMMENTS**
- 3. BUSINESS ITEMS**
 - A. Discussion and take possible action in regard to the Community and Economic Development Committee Strategic Plan.
- 4. REPORTS**
 - A. Receive the Staff Business Report.
- 5. ADJOURNMENT**

THE CITY OF FRIENDSWOOD IS COMMITTED TO COMPLIANCE WITH THE AMERICANS WITH DISABILITIES ACT. REASONABLE ACCOMMODATIONS AND EQUAL ACCESS TO COMMUNICATIONS WILL BE PROVIDED UPON REQUEST. PLEASE CONTACT THE CITY SECRETARY'S OFFICE BY PHONE AT (281) 996-3270, FAX (281) 482-1634, OR CONTACT (281) 996-3270 VIA RELAY TEXAS AT 711 OR 1-800-735-2988 FOR TTY SERVICES. FOR MORE INFORMATION CONCERNING RELAY TEXAS, PLEASE VISIT: [HTTP://RELAYTEXAS.COM](http://RELAYTEXAS.COM).

Approved for posting by:
Steven Rhea, Assistant City Manager

Posted by: Leticia Brysch, City Secretary Posted
this 28th day of April, 2022, at 5:30 P.M.



INVESTMENT COMMITTEE MEETING MINUTES

January 31, 2022
(Draft)

The Investment Committee held a regular meeting on January 31, 2022, at 4:00 p.m. The following members were present:

Bob Bozka
Allan Rasmussen
Cynthia Bowman
Katina Hampton, Investment Officer
Rhonda Blokas, Deputy Investment Officer

1. Committee members and City staff introduced themselves. There was one guest present, Karen Horner, City Attorney for the City of Friendswood.
2. Committee meeting minutes from November 16, 2021, were reviewed.
 - Mr. Rasmussen made a motion to accept the minutes with no changes and Mr. Bozka seconded the motion and it carried unanimously.
3. The Committee reviewed and discussed the quarterly investment report for the period ending December 31, 2021. Katina presented the report and explained that safety was the most primary objective of the City's policy. Mr. Bozka pointed out that a laddered approach was used when making investment in securities. A discussion took place regarding the analysis fees charged by the depository bank, Wells Fargo.
 - Mr. Bozka made a motion to accept the investment report for the period ending December 31, 2021, as presented. Ms. Bowman seconded the motion and it carried unanimously.
4. Discussion took place regarding future meeting dates. Tentative dates were set for upcoming calendar year 2022 meetings. These dates are as follows: April 25, 2022, July 11, 2022, and October 17, 2022.
5. The meeting was adjourned at 4:37 p.m.

**CITY OF FRIENDSWOOD
INVESTMENT REPORT
FOR THE PERIOD ENDED MARCH 31, 2022**

SECURITIES:

TRANSACTION NUMBER	CUSIP NUMBER	ISSUER	CALL DATE	CALLABLE	BROKER	PRINCIPAL AMOUNT	BOOK VALUE	PURCHASE PRICE	PURCHASE DATE	MATURITY DATE	COUPON RATE	YIELD TO MATURITY OR CALL	BEGINNING PERIOD MARKET PRICE	BEGINNING PERIOD MARKET VALUE	ENDING PERIOD MARKET PRICE	ENDING PERIOD MARKET VALUE	RATINGS MDY S&P
032820-03	3130AG3Y9	FHLB	2/15/2022	Bullet - Noncallable	WF	503,336	500,000	100.42	03/28/19	02/15/22	2.420%	2.180%	100.2476	501,238		0	Aaa AA+
020620-01	3133ELJH8	FFCB	1/23/2023	Bullet - Noncallable	WF	501,780	500,000	100.36	02/06/20	01/23/23	1.600%	1.477%	101.4759	507,380	100.0077	500,039	Aaa AA+
121820-01	3133EMLF7	FFCB	4/30/2022	Callable - Continuous	HT	500,000	500,000	100.00	12/18/20	09/22/22	0.120%	0.120%	99.9029	499,515	99.4894	497,447	Aaa AA+
112320-01	3133EMGX4	FFCB	11/23/2022	Bullet - Noncallable	FHN	499,502	500,000	99.90	11/23/20	11/23/22	0.125%	0.175%	99.7937	498,969	99.2346	496,173	Aaa AA+
120920-01	313382AX1	FHLB	3/10/2023	Bullet - Noncallable	FHN	522,025	500,000	104.41	12/09/20	03/10/23	2.125%	0.163%	101.9381	509,691	100.3891	501,946	Aaa AA+
120920-02	3133EMKG6	FFCB	4/30/2022	Callable - Continuous	HT	500,000	500,000	100.00	12/09/20	06/15/23	0.200%	0.200%	99.6624	498,312	98.0068	490,034	Aaa AA+
041521-01	3133EMVP4	FFCB	4/13/2023	Bullet - Noncallable	WF	499,930	500,000	99.99	04/15/21	04/13/23	0.125%	0.125%	99.5008	497,504	98.3877	491,939	Aaa AA+
070721-01	3130AN4S6	FHLB	7/1/2022	Bullet - Noncallable	WF	500,025	500,000	100.00	07/07/21	07/01/22	0.070%	0.065%	99.9284	499,642	99.8304	499,152	Aaa AA+
092721-01	3136G47L1	FNMA	10/26/2022	Callable - Quarterly	WF	499,872	500,000	99.97	09/27/21	04/26/24	0.350%	0.360%	98.9887	494,944	96.1731	480,866	Aaa AA+
112321-01	3130APZR9	FHLB	5/28/2022	Callable - Quarterly	HT	500,000	500,000	100.00	11/30/21	11/28/23	0.625%	0.625%	99.8555	499,278	97.7820	488,910	Aaa AA+
112321-02	3130APM36	FHLB	10/21/2022	Bullet - Noncallable	WF	499,932	500,000	99.99	11/24/21	10/21/22	0.110%	0.125%	99.8734	499,367	99.5020	497,510	Aaa AA+
122321-01	313381BR5	FHLB	12/9/2022	Bullet - Noncallable	WF	507,369	500,000	101.47	12/23/21	12/09/22	1.875%	0.320%	101.3628	506,814	100.3358	501,679	Aaa AA+
122321-02	3137EAE5	FHLMC	6/19/2023	Bullet - Noncallable	WF	516,423	500,000	103.28	12/23/21	06/19/23	2.750%	0.516%	103.1462	515,731	100.9568	504,784	Aaa AA+
010621-01	3133EMMU3	FFCB	4/30/2022	Callable - Continuous	HT	500,000	500,000	100.00	01/06/21	04/13/22	0.120%	0.120%	99.9970	499,770	99.9770	499,885	Aaa AA+
010422-01	3130AQGE7	FHLB	6/1/2022	Bullet - Noncallable	WF	500,045	500,000	100.01	01/04/22	06/01/22	0.120%	0.098%			99.8974	499,487	Aaa AA+
010422-02	3130AQGP2	FHLB	12/30/2022	Bullet - Noncallable	WF	500,295	500,000	100.06	01/04/22	12/30/22	0.375%	0.315%			99.2666	496,333	Aaa AA+
010422-03	3133ENDK3	FFCB	6/8/2023	Bullet - Noncallable	WF	498,356	500,000	99.67	01/04/22	06/08/23	0.350%	0.582%			98.2134	491,067	Aaa AA+
012522-01	3130AQLV3	FHLB	6/30/2022	Bullet - Noncallable	WF	500,096	500,000	100.02	01/25/22	06/30/22	0.220%	0.175%			99.8691	499,346	Aaa AA+
012522-02	3130AQQ71	FHLB	1/24/2023	Bullet - Noncallable	WF	499,703	500,000	99.94	01/25/22	01/24/23	0.500%	0.560%			99.2203	496,102	Aaa AA+
012522-03	3133ENAL4	FFCB	10/12/2023	Bullet - Noncallable	WF	494,908	500,000	98.98	01/25/22	10/12/23	0.290%	0.891%			97.4251	487,126	Aaa AA+
012522-04	3133ENEX4	FFCB	11/24/2023	Bullet - Noncallable	WF	496,501	500,000	99.30	01/25/22	11/24/23	0.550%	0.937%			97.5658	487,829	Aaa AA+
012522-05	3133ENLF5	FFCB	1/18/2024	Bullet - Noncallable	WF	499,394	500,000	99.88	01/25/22	01/18/24	0.900%	0.962%			97.9128	489,564	Aaa AA+
TOTAL - FIXED SECURITIES (less Maturities and Calls)						10,536,155	10,500,000			11.70%			6,527,121			10,397,215	

LOCAL GOVERNMENT INVESTMENT POOLS:

	ASSET VALUE	YIELD MONTH	AVERAGE MATURITY
Texas CLASS POOLED CASH	2,272,533		
Texas CLASS GOVERNMENT POOLED CASH	16,847,309		
Texas CLASS 2016 GO Bonds	60,897		
Texas CLASS GOVERNMENT 2016 W/S Bonds	1,464,709		
Texas CLASS GOVERNMENT 2017 GO Bonds	284,172		
Texas CLASS GOVERNMENT 2018 W/S Bonds	11,369,936		
Texas CLASS GOVERNMENT 2020 GO Bonds	1,888,684		
Texas CLASS GOVERNMENT 2021 W/S Bonds	14,557,754		
Texas CLASS GOVERNMENT 2021 GO Bonds	12,171,293		
Total - Texas CLASS	60,917,287		
LONE STAR INVESTMENT POOL (Consolidated Cash)	0	0.00%	Consolidated Cash % of all LGIPs
TEXPOOL (Consolidated Cash)	6,829,068	10.08%	Consolidated Cash % of all LGIPs

TOTAL POOL INVESTMENTS

TOTAL POOL INVESTMENTS	67,746,355	100.00%	
Pooled Cash - Wells Fargo Bank	11,785,211	75.22%	Percentage of Total Investments (LGIPs)
* Earnings off-set account analysis fee charges		13.08%	Percentage of Total Investments (Wells Fargo Bank)
TOTAL INVESTMENTS	90,067,721	100.00%	
TOTAL INVESTMENTS - PREVIOUS QUARTER	88,135,791		

Compliance Statement:

Review: The investments for the period are in compliance with the investment strategy expressed in the City's Investment Policy and the Public Funds Investment Act.

This report is submitted to the City Investment Committee for its review and to make any changes thereto as determined by the Committee to be necessary and prudent for the management of City Funds.

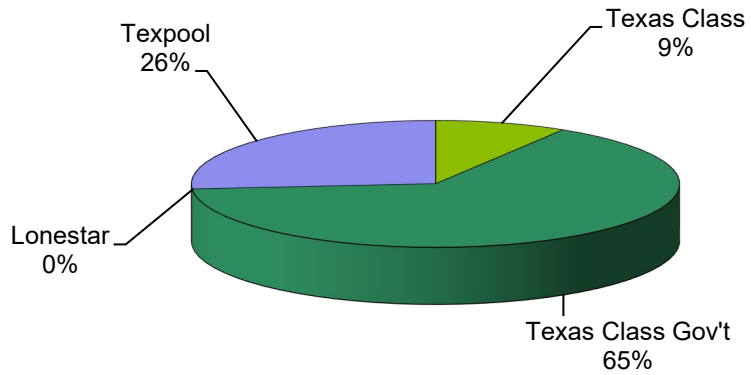
Signature: *Katrina Hampton*
Investment Officer

Signature: *Rhonda Blakes*
Deputy Investment Officer

Date: 4/8/2022

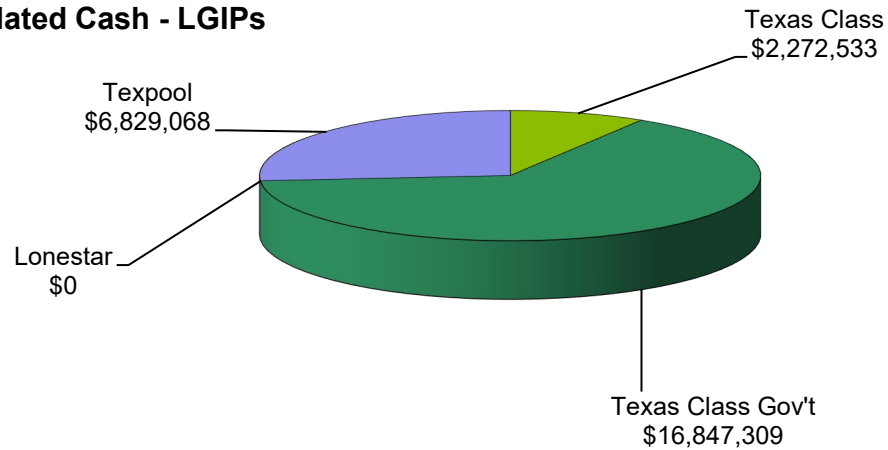
Date: 4/11/2022

Consolidated Cash - LGIPs



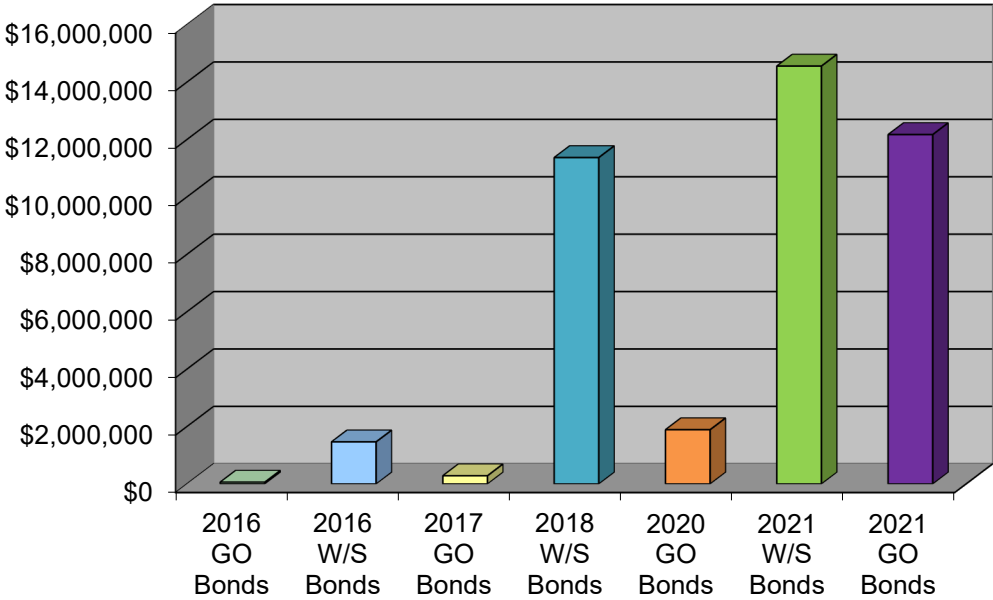
■ Texas Class ■ Texas Class Gov't ■ Lonestar ■ Texpool

Consolidated Cash - LGIPs

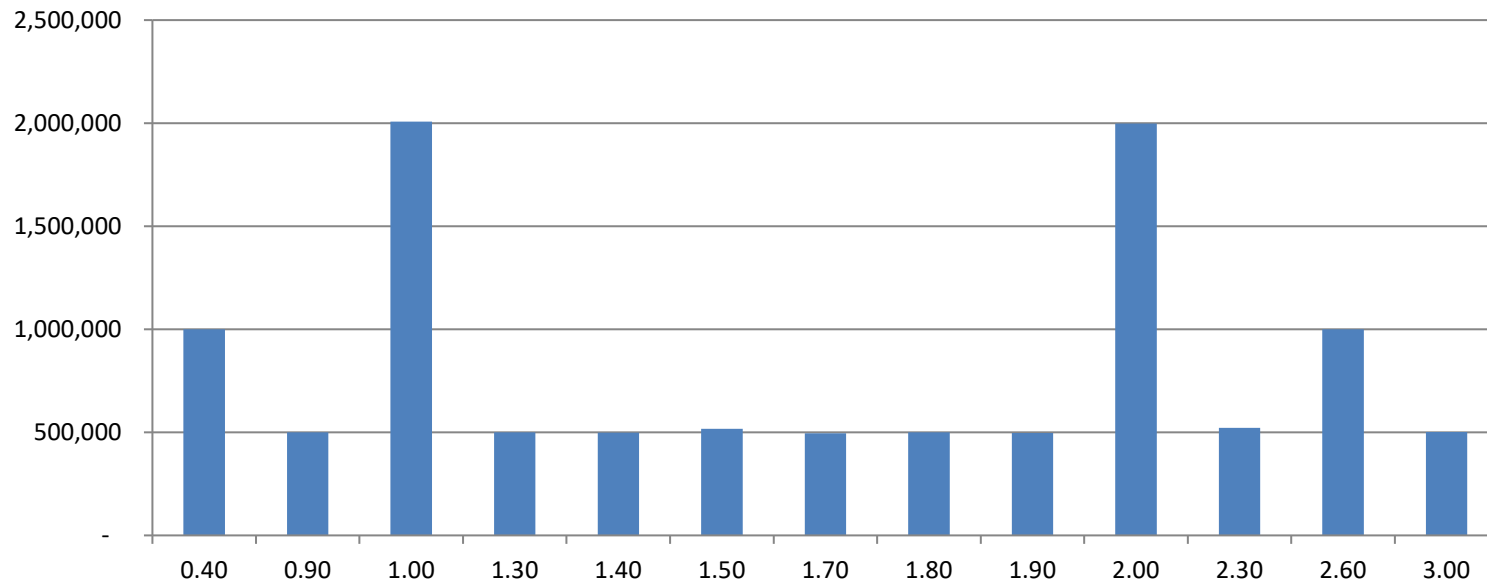


■ Texas Class ■ Texas Class Gov't ■ Lonestar ■ Texpool

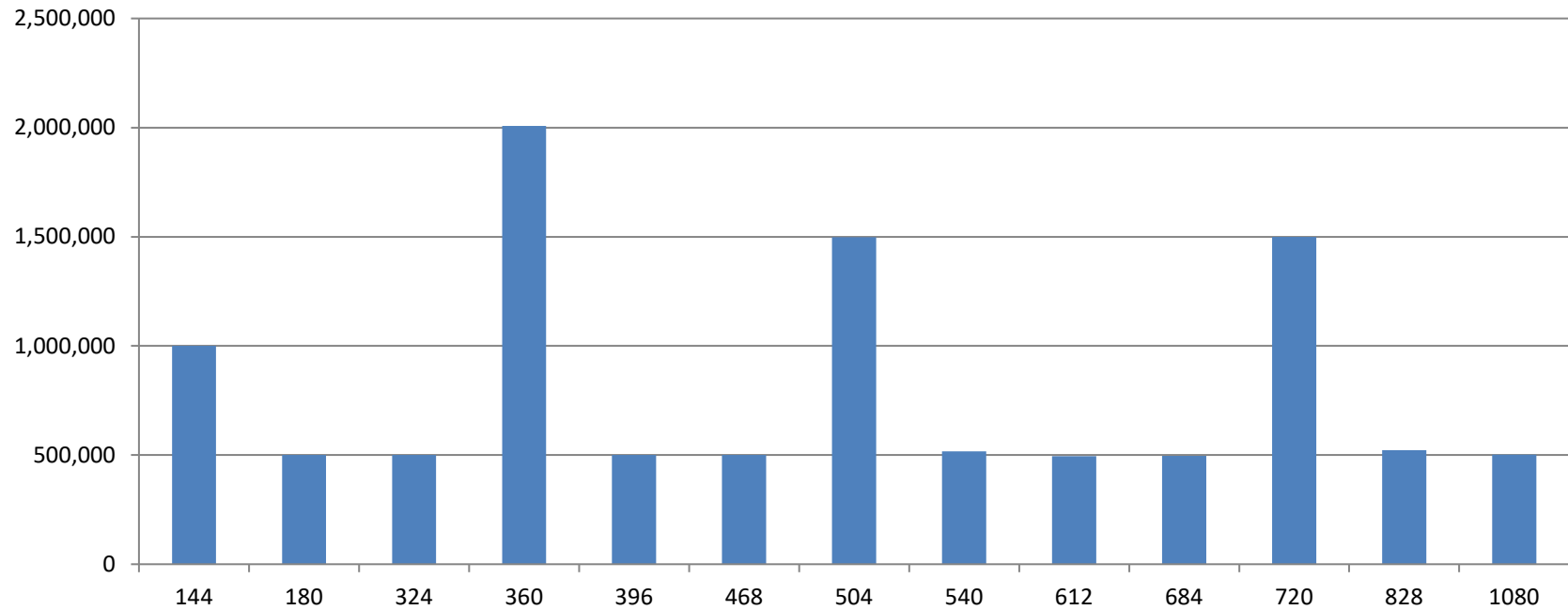
Bond Funds - Local Gov't Investment Pools



INVESTMENTS BY MATURITY
(in years from purchase date)



INVESTMENTS BY POTENTIAL CALL DATE
(in number of days from purchase date)



INVESTMENTS BY POTENTIAL CALL DATE OR MATURITY DATE
(in number of days from report date - 03/31/2022)

